

The Mindful Mom & Dad™

Guide to Raising Emotionally Resilient Kids



by **Samantha Lubin (Binstock)**
LPC-Associate, M. Ed.

*Coaching, Counseling and Training
with Techniques from Therapy*

Post Oak Family Wellness

Supervised by Sharon Bien, LPC-S.

For Help CALL: 713-659-9410

or visit

SamanthaBinstock.com

**Simple, Science-
Backed Strategies
to Strengthen Your
Family's Emotional
Intelligence**



Introduction:

Why Mindful Parenting Matters

Welcome to The Mindful Mom & Dad™ Guide to Raising Emotionally Resilient Kids!

Parenting in today's world is overwhelming. Between school, screen time, emotions, and everyday chaos, it's easy to feel like you're always putting out fires. But what if you could transform your family life—not by being a "perfect parent" (which doesn't exist!), but by fostering emotional intelligence, resilience, and mindful connection?

As a child and family therapist, I work with many families facing these same struggles. The Mindful Mom & Dad™ framework is designed to help parents like you create a strong, emotionally connected family—without burnout or guilt.

This guide will give you simple, science-backed strategies to help your child regulate emotions, develop resilience, and build a strong bond with you. You'll walk away with:

- ✓ Tools to help your child understand and manage emotions
- ✓ Strategies to foster resilience and handle setbacks with confidence
- ✓ Simple mindfulness techniques for stronger family connections
- ✓ Practical exercises to apply these principles in your daily life

Let's dive in!






✨ Reflection Question:

What is one parenting challenge you wish you could improve right now?




The Core of Mindful Parenting: The Mindful Mom & Dad™ Framework

At the heart of Mindful Mom & Dad™ is a simple, yet powerful framework:

1. Emotional Intelligence (EI)

- ✦ Helping kids understand, express, and regulate their emotions. 
- ✦ Teaching kids to "Name It to Tame It"  
(labeling emotions reduces emotional overwhelm).
- ✦ Modeling calm reactions during emotional outbursts.  

2. Resilience

- ✦ Helping kids develop grit, problem-solving skills, and emotional strength. 
- ✦ Reframing failure as a learning opportunity. 
- ✦ Teaching kids to self-soothe and handle big emotions. 

3. Mindful Connection

- ✦ Fostering deep parent-child bonds through presence and intentional interactions.
- ✦ Practicing The 10-Minute Connection Rule (fully engaging with your child daily).
- ✦ Reducing screen-time battles and creating tech-free connection moments.

Chapter 1:

Understanding Your Child's Perspective



Why do kids have meltdowns?



Why do they act out?

Behavior is communication.

Mindful Mom & Dad™



The “Emotion Behind the Behavior” Method

Instead of reacting to your child's behavior, ask:

- ? What is my child really feeling?
- ? What does my child need right now?

Active Listening Tips for Parents



Pause before responding.

Mindful Mom & Dad™



Repeat what you hear.
(‘I hear that you’re really frustrated right now.’)



Validate their emotions.
(‘It’s okay to feel upset. I’m here to help.’)

✦ Activity: The Feelings Chart – Print or draw a list of emotions to help your child name their feelings instead of acting out.

EMOTION

WORDS FOR KIDS



HAPPY



SAD



ANGRY



SCARED



SURPRISED



CONFUSED



PROUD



SHY



SILLY



LONELY



NERVOUS



EMBARRASSED



EXCITED



WORRIED



BORED



CALM

Chapter 2:

Identifying Shared Family Values

Strong families are built on shared values and a common vision.



The Foundation of Strong Families

Strong families don't just happen – they're intentionally built. And it starts with more than just rules or routines.

It starts with shared values – the things we agree truly matter:



Respect



Kindness

Mindful Mom & Dad™

Emotional safety



Growth



Trust



It continues with a common vision –

a picture of the life we want to create
together:



A home where
every voice
is heard.

Mindful Mom & Dad™

A space where
it's safe to feel
and heal.



A family culture
where we lift
each other up,
not tear each
other down.



Mindful Mom & Dad™

When parents lead
with empathy,
children learn
emotional resilience.



This is how
generational cycles
are transformed.



When families
practice
understanding,
they model
compassion.



When we pause,
reflect, and validate –
we teach our kids
that their feelings
matter.

This is how
emotional intelligence
is passed on.

This is how
strong families are
made – from the inside out.

Creating a Family Vision Statement

Example:

Our family values kindness, connection, and resilience. We support each other, communicate openly, and grow together through life's challenges.



Discovering Your Family's Core Values

- What are the top 5 things most important to your family?
- What do you want your kids to remember about their childhood?
- What are the non-negotiable values in your home? (Kindness, respect, honesty?)

✨ Activity: "Our Family Values" Worksheet

Write down your top 5 family values and display them in your home.

1.

2.

3.

4.

5.

Mindful Mom & Dad™

Chapter 3:

Creating a Safe Space for Open Communication



Every child deserves to feel heard — not just spoken to. When families build trust through open dialogue, children learn that their voice matters and their feelings are safe to share. But open communication doesn't happen by accident. It's built on clear boundaries, consistent modeling, and the emotional safety to speak without fear of punishment or shame. This chapter offers three simple but powerful rules every family can adopt to transform daily interactions — plus gentle strategies to help navigate conflict without causing harm. These tools aren't just about avoiding blow-ups; they're about building connection, fostering trust, and teaching lifelong skills for emotional regulation and healthy relationships.

The 3 Essential Rules for Family Communication

1 Respect – No interrupting, name-calling, or shutting down emotions.

2 Honesty – Everyone is allowed to share their feelings openly.

3 Listening First – Listen to understand, not to respond.



Mindful Mom & Dad™

How to Handle Conflict Like a Pro

- Teach your child to
- “Pause, Breathe, and Respond.”
- Use ‘I-Statements’ (instead of “*You always...*” say “I feel frustrated when...”)
- Repair after rupture (apologizing and reconnecting after a disagreement)



PAUSE, BREATHE,
RESPOND

Mindful Mom & Dad™

✦ Activity: The “Say It Safely” Exercise – Create a “safe word” your child can use when they need to express tough emotions.

“Your calm is their calm. Your storm becomes their storm.”
– Unknown



Parent Reflection:

When my child says something hard,
how do I usually respond?
What can I do to make them
feel more safe next time?



**“Children learn more from what you are
than what you teach.”**
– W.E.B. Du Bois

Chapter 4:

Raising Resilient Kids

What is Resilience?

Resilience = The ability to handle stress, adapt, and grow from challenges.

Resilience in kids is the ability to bounce back from challenges, adapt to change, and keep going even when things get tough. It doesn't mean they never feel sad or frustrated—it means they have the tools to face those feelings, learn from setbacks, and grow stronger through experience. In today's world, where children face increasing pressures from school, social dynamics, and sometimes even trauma, resilience is essential. It helps them develop confidence, emotional strength, and problem-solving skills that support lifelong well-being. By nurturing resilience, we equip kids not just to survive difficulties, but to thrive in the face of them.



How to Build Resilience in Kids

- Let them struggle (don't fix everything for them!)
- Teach “The Power of Yet“ („I can't do this... yet!“)
Mindful Mom & Dad™
- Model problem-solving and emotional flexibility



Growth Mindset for Kids



- Praise effort, not just results.
- Help them reframe failure as feedback.
- Show them that challenges = growth



Reflection Question:

Think of a recent challenge
your child faced. How
did they handle it?
How could they grow from
it?



**"It's not what we do for our
children, but what we teach them to
do for themselves, that will make
them strong."**

– Ann Landers

Chapter 5:

Simple Daily Practices for Mindful Parenting

The secret to a strong, connected family?

Small daily moments matter more than big gestures.


3 Simple Ways to Practice Mindful Parenting

1 The 10-Minute Connection Rule

Put away distractions
& engage fully for 10 min.



Mindful Mom & Dad™



Tech-Free Family Rituals

Meals, bedtime chats,
or nature walks

2 Breathing Together

Teach deep breathing
as a way to manage
stress



✨ **Quick Tip:** Before reacting to a tantrum, take a deep breath and count to three. Model calmness.



The 10-Minute Connection Rule

Just 10 minutes of your full attention can change your child's day.

Put away distractions and focus entirely on your child for just 10 minutes a day. No phone. No multitasking. Just you and them.

It builds trust, emotional safety, and lasting memories.



Quick Tip:

Let your child lead the moment. Ask:

"What do you want to do together for 10 minutes?"



"To be in your children's memories tomorrow, you have to be in their lives today."

- Barbara Johnson



Tech-Free Family Rituals

Create sacred moments without screens—
even small routines build lasting connection.

1. Mealtime Connection



No phones at the table.
Try “high/low” – each
person shares the best
and hardest part of their
day.

Bedtime Chats

After books, ask one simple
question: “What was
something that made you
smile today?”



3. Nature Walks

Leave the devices behind
and go for a short walk
together. Look for shapes
in clouds, count flowers,
or just talk.

Taking care of yourself is taking care of your family.

When you're calm, grounded, and supported, your children benefit too. Self-care isn't selfish — it's essential. Even small habits can make a big difference in preventing burnout and modeling emotional regulation for your kids.



Mindful Mom & Dad™

Parenting Without Burnout—TRY THIS:



Set boundaries – It's okay to say no. Protect your time and energy.



Ask for help – Parenting isn't meant to be done alone.



Take mini mindfulness breaks – Even 30 seconds of deep breathing helps.



Move your body – Stretch, walk, or dance it out.

Drink water, eat real food –
You matter too.



Final Thoughts


Mindful Mom & Dad™

Parenting isn't about perfection—it's about progress and connection.

Creating a Family Vision Statement

You're already an amazing parent by showing up and learning.

Keep going!



What's one thing from this guide that you will try this week?

Next Steps for Your Parenting Journey



Join the Mindful Mom & Dad™ Community

Where conscious parents connect, share, and grow together.

This free Facebook group is a supportive space for meaningful conversations, expert tips, and community encouragement — because you don't have to do this alone.



Next Steps for Your Parenting Journey

Book a Free 30-Minute Consultation with Samantha

Get personalized support from a licensed therapist and fellow parent. Whether you're navigating daily stress, big transitions, or just want to feel more grounded, Samantha is here to help.

[Book a Free Consultation](#)

Download Exclusive Parenting Worksheets

Tools and tips you can use right away — designed to support emotional connection, communication, and resilience in your family.



Your Path to Parenting with Purpose

Parenting doesn't come with a manual—but this toolkit is the next best thing.

Thoughtfully crafted to support your journey, the **Mindful Mom & Dad™** Toolkit is a collection of printable worksheets, guided reflection pages, and practical planning tools. Each resource is rooted in presence, connection, and self-compassion—designed to meet you where you are and grow with your family.

Whether you're navigating meltdowns, building routines, or simply trying to stay grounded in the chaos, this toolkit will help you:

- **Strengthen your relationship with your child**
- **Reflect on your parenting with intention**
- **Create rhythms that support emotional well-being**
- **Prioritize your own self-care (because you matter, too)**

Use this section as your go-to support library. You can print them, fill them out digitally, or revisit them whenever you need a moment to pause, reset, and parent with purpose.



Table of Contents

- **1. Mindful Moments**, a reflection for growth
- instructions and purpose for the Mindful Moments Sheet
- how and when to use this sheet
- **Mindful Reflection sheet (teen edition)**
- **2. Weekly Routine Planner**
- How to use this planner
- This week's intention
- **3. Mindful Moments to try**
- **4. Meal & Movement Plan**
- **5. Daily Tracker**
- **6. Self-Care Tracker for Parents**
- **7. Notes & Wins**
- **Bonus 3-Minute Stress Reset**
- **Recommended Resources**



Instructions & Purpose for the Mindful Moments Sheet

By
Mindful Mom & Dad™

Purpose of This Reflection Tool:

The Mindful Moments behavior reflection sheet is designed to help children process challenging experiences in a constructive, non-punitive way. Rather than focusing on blame or shame, this tool encourages growth, empathy, and emotional awareness. By guiding children through structured reflection, we empower them to:

- **Understand their emotions and choices**
- **Recognize how their actions affect others**
- **Develop problem-solving and conflict-resolution skills**
- **Learn from mistakes in a supportive environment**



It's not about punishment—it's about planting seeds of mindfulness, accountability, and compassion.

How to Use This Sheet:

- 1. Set the Emotional Tone:** Before you begin, make sure the child is calm and receptive. Use a calming strategy first if needed (breathing, quiet time, or a comfort item). Sit together in a quiet space.
- 2. Let the Child Lead:** Allow the child to express themselves freely. You can read the prompts aloud and offer gentle guidance, but resist the urge to “correct” or interrupt their answers. This is their process.
- 3. Use Drawing as an Option:** For younger children or those with limited verbal skills, encourage drawing instead of writing where appropriate. Expression through images is just as valuable.
- 4. Validate Their Emotions:** When the child identifies how they felt, validate it: “It’s okay to feel angry,” or “Feeling nervous makes sense.” This creates a safe space for emotional honesty.
- 5. Explore Choices and Impact Together:** Help them reflect without judgment. Ask open-ended questions like, “What might you do differently next time?” or “What would help you feel more in control?”
- 6. Plan a Positive Next Step:** Work together to come up with a small action they can take to repair the situation or practice a new skill. Encourage accountability with kindness.

When to Use This Tool:

- After a behavior incident (e.g., hitting, yelling, refusal)
- When a child seems overwhelmed and needs to decompress
- As a routine part of SEL (social-emotional learning) at home or school
- During family meetings or one-on-one parent-child check-ins



**Mindful
Mom & Dad**
TM

Remember:

This is not a worksheet to “get through”—it’s a moment of connection and coaching. When used regularly and gently, Mindful Moments becomes a safe, familiar way for children to build emotional resilience and self-awareness.

MINDFUL MOMENTS

A REFLECTION FOR GROWTH

By Mindful Mom & Dad™

WHAT HAPPENED?

Can you describe what happened?

(Optional: Draw a picture if you're not ready to write)

HOW DID YOU FEEL?

Circle all the feelings you had:



Happy



Sad



Angry



Frustrated



Nervous



Embarrassed

Other:

WHAT WAS THE IMPACT?

Who was affected by your choice?

How did your actions make them feel?

WHAT CAN YOU LEARN?

What could you have done differently?

What would you do next time you feel the same way?

HOW CAN YOU MAKE THINGS BETTER?

Do you need to say sorry, fix something, or show kindness?

Write or draw what you'll do to make it right.

Every mistake is a chance to grow. You're doing great!

MINDFUL REFLECTION SHEET

(Teen Edition)

By Mindful Mom & Dad™

1. WHAT HAPPENED?

Briefly explain the situation in your own words:

2. WHAT WERE YOU FEELING?

(Check all that apply or write your own)

- Angry Frustrated Anxious Disrespected
 Embarrassed Misunderstood Other: _____

3. WHAT WAS DRIVING YOUR REACTION?

Was there a trigger, stress, or unmet need behind your actions?

4. WHO WAS AFFECTED AND HOW?

Think beyond just yourself—who else was impacted?

5. WHAT COULD BE DONE DIFFERENTLY?

Reflect on how you could have responded.

6. WHAT'S YOUR NEXT MOVE?

What will you do now to repair or move forward?

- Apologize Explain calmly Take space to reset
 Ask for help Something else: _____

7. FINAL REFLECTION:

What did you learn about yourself from this?

- I am learning and growing every day.
 My mistakes do not define me.
 I take responsibility for my actions. _____



2. Weekly Routine Planner

Bring intention, connection, and calm to your family rhythm.

How to Use This Planner

Welcome!

This planner was created to support your parenting journey with more presence, connection, and calm. It's not about perfection—it's about showing up with intention and celebrating small wins.

You've got this. And we're with you.

—The Mindful Mom & Dad™ Team

THIS WEEK'S INTENTION

This week I want to feel...



Our family focus is...



Parenting goal...

Mindful Mom & Dad™



3

Mindful Moments to Try





- Deep breaths
- 5-senses pause
- Gratitude ritual ✨
- Family affirmation
- Nature time 🌿

Mindful Mom & Dad™

4. Meal & Movement Plan

| Day |  Meals |  Movement Goals |
|-----------|---|---|
| Monday | | |
| Tuesday | | |
| Wednesday | | |
| Thursday | | |
| Friday | | |
| Saturday | | |
| Sunday | | |

5 Daily Tracker

| Day |  Morning Focus |  Afternoon Plan |  Evening Wind-Down |  Mindful Moment |
|-----------|--|---|--|---|
| Sunday | _____ | _____ | _____ | _____ |
| Monday | _____ | _____ | _____ | _____ |
| Tuesday | _____ | _____ | _____ | _____ |
| Wednesday | _____ | _____ | _____ | _____ |
| Thursday | _____ | _____ | _____ | _____ |
| Friday | _____ | _____ | _____ | _____ |
| Saturday | _____ | _____ | _____ | _____ |

6.

Mindful Mom & Dad™



Self-Care Tracker For Parents

| | MON | TUE | WED | THU | FRI | SAT | SUN |
|----------------|-----|-----|-----|-----|-----|-----|-----|
| Sleep | | | | | | | |
| Hydration | | | | | | | |
| Me-time | | | | | | | |
| Asked for help | | | | | | | |

7.



Mindful Mom & Dad™

Notes & Wins

This made us laugh: _____

A moment I'm proud of: _____

What worked well this week: _____

What I'm learning as a parent: _____

BONUS:

3-Minute Stress Reset (Quick & Easy Guide)

Feeling overwhelmed?

Use this quick, 3-minute reset to regain focus and calm your mind.

Quick Techniques to
Regain Your Calm

Samantha Lubin (Binstock) LPC-Associate



Post Oak Family Wellness

Supervised by Sharon Bien, LPC-S.

©2025 Post Oak Family Wellness.

**Coaching, Counseling
and Training**

with Techniques from Therapy

CALL: 713-659-9410

or visit

SamanthaBinstock.com



Step 1:

Deep Breathing

(60 seconds)

- Inhale through your nose for 4 seconds
- Hold your breath for 4 seconds
- Exhale slowly through your mouth for 6 seconds
- Repeat 4-5 times, focusing only on your breath




Step 2:

Progressive Muscle Relaxation

(60 seconds)

- Tense your shoulders for 5 seconds, then release.
- Clench your fists for 5 seconds, then relax.
- Squeeze your legs and feet for 5 seconds, then let go.
- Work from head to toe, releasing tension as you go



Step 3:

Mindset Shift

(60 seconds)

- Identify one small thing you can control right now.
- Remind yourself: "I have the power to change my response."
- Visualize stress leaving your body with every exhale.
- End with a positive affirmation:


"I am calm and in control."



Mindful Mom & Dad™



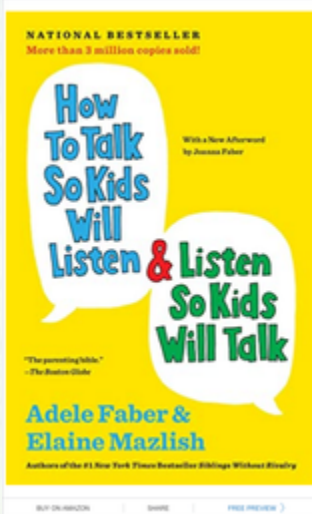
Recommended Resources



The Whole-Brain Child

by Dr. Daniel Siegel and Tina Payne Bryson

This groundbreaking book blends neuroscience and parenting with remarkable clarity. Siegel and Bryson guide readers through 12 powerful strategies to support their child's brain development, emotional regulation, and resilience. With engaging illustrations and practical examples, *The Whole-Brain Child* empowers parents to better understand how a child's mind works—and how to respond with empathy and intention.



How to Talk So Kids Will Listen & Listen So Kids Will Talk

by Adele Faber and Elaine Mazlish

One of the most beloved parenting books of all time, this practical guide offers simple, respectful communication tools that truly work. Faber and Mazlish show parents how to foster cooperation, diffuse conflict, and build stronger connections with their children. With relatable stories and actionable advice, this book is a must-read for anyone striving to raise emotionally intelligent, confident kids.

More to come!

Samantha Lubin (Binstock) LPC-Associate



Post Oak Family Wellness

Supervised by Sharon Bien, LPC-S.

Coaching, Counseling and Training

with Techniques from Therapy

CALL: 713-659-9410

or visit

SamanthaBinstock.com



Samantha (Binstock) Lubin, M.Ed., LPC-Associate, is a licensed professional counselor associate, educator, and mindful parenting advocate. She holds a Master's in Education and blends her background in teaching with therapeutic expertise to support families in building emotionally safe and connected homes.

As the creator of the **Mindful Mom & Dad™** framework, Samantha guides parents in developing practical skills for emotional regulation, communication, and resilience — all grounded in empathy and real-life experience. She also brings unique insight as a mother living with chronic pain and neurodivergence, offering care that is both compassionate and deeply human.

Samantha believes healing begins at home — and that mindful parenting is not about perfection, but about showing up, listening, and growing together.

Legal & Copyright Notice

© 2025 Samantha Binstock and Laban Johnson. All Rights Reserved. No part of this book may be copied, distributed, or shared in any form, including electronic, mechanical, or photocopying methods, without written permission from the author, except in cases of brief quotations for reviews or permitted non-commercial use under copyright law.

Disclaimer

This ebook is for educational and informational purposes only. It is not intended to replace professional mental health, medical, or parenting advice. The strategies and insights provided are based on research and professional experience, but every family is unique. If you or your child are experiencing emotional distress, behavioral challenges, or mental health concerns, please seek support from a qualified professional.


Samantha Binstock is an LPC-Associate under the supervision of Sharon Bien, LPC-S. Reading this ebook does not establish a therapeutic relationship between the reader and the author.

Privacy & Data Use

If you choose to sign up for additional parenting resources, workshops, or email updates, your information will remain confidential and will never be shared or sold. You may unsubscribe at any time. For more details, please review our full privacy policy at SamanthaBinstock.com


Contact & Resources

For more parenting tools and expert insights, visit:


 <https://www.SamanthaBinstock.com>

 Join the Mindful Mom & Dad™ Facebook Community:

<https://www.facebook.com/groups/1194687595052577>

 Book a free consultation with Samantha:

<https://calendly.com/samanthabinstock/30min>

 Email inquiries: [samantha \(at\) samanthabinstock.com](mailto:samantha@SamanthaBinstock.com)